

## **Model:UT-752E**

**(Product name: PCI to 2-port industrial grade RS-232 high-speed serial card)**

## **Datasheet**

## 1. Overview

UT-752E is a universal PCI serial card designed for POS, ATM and other applications that can be used in automation system manufacturing and system integration. UT-752E provides 2 RS-232 serial ports, each with 600W surge protection, and can connect to a wide range of serial devices such as PCs, terminals, modems, printers, scanners and etc. Each port is capable of data transfer rates up to 921.6Kbps, providing modem control signals to ensure compatibility with serial device peripherals. the UT-752E can operate under both 3.3V and 5V PCI buses, allowing the multi-serial card to be installed in any available PC or server.

## 2. Major Functions & Features

- Support PCI to 2-port industrial grade RS-232 high-speed serial card

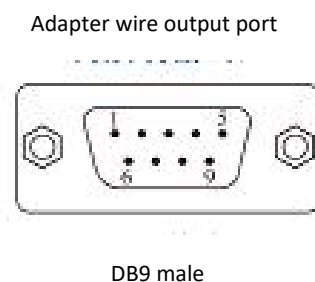
## 3. Technical Parameters

- Hardware Interface  
Connection type: 1 DR44 female  
Bus: 32 bit Universal PCI
- Signal RS-232: DCD, RXD, TXD, DTR, GND, DSR, RTS, CTS, RI
- Transmission rate: 300bps-921.6Kbps
- Data bits: 5, 6, 7, 8
- Stop bits: 1, 1.5, 2
- Checksum bit: None, Even, odd
- Flow control: RTS/CTS XON/XOFF
- Operating temperature: -40~85°C
- Interface protection: RS-232 interface 600W surge protection, ±15KV electrostatic protection
- Support system: Win98/2000, WinXP/2003/Vista/2008/7/8/8.1, 32/64, DOS/Linux 2.4/2.6


## 4. Hardware definition and initial setup

- DB9 pin male: RS-232C output signal pin assignment (Port1-Port2)

DB9 male	RS-232C signal interface
1	GND
2	RXD
3	TXD
4	DTR
5	GND
6	DSR
7	RTS
8	CTS
9	RI



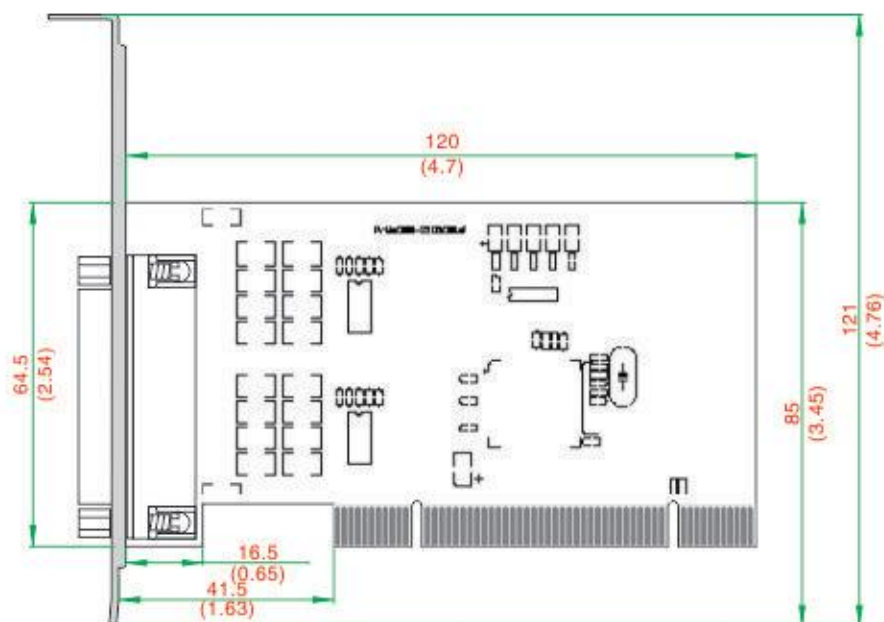
## 5. Product View (Appearance)



## 6. Structure Dimensions

尺寸

单位:  $\frac{\text{mm} \pm 0.5}{(\text{inch}) \pm 0.02}$



## 7.Ordering Information

Model	Signal/Interface		Port Number		Protection level	Baud rate	Operating Environment			Power	
	PCI	RS-232					Temperature		Humidity		
			PCI	RS-232	RS232		0~70℃	-40~85℃	5~95%	plug and play	External power
UT-752E	Universal	DR44	1	2	±15KV ESD 600 Surge	300bps-921.6kbps		√	√	√	